

# 2023 Census results

## Auckland

### About the 2023 Census

The 2023 New Zealand Census of Population and Dwellings was held on 7 March 2023.

This is the official count by Stats NZ of how many people and dwellings there are in New Zealand. It provides a snapshot of New Zealand on census day. Stats NZ used a combined census model in 2023 to produce the highest possible data quality. For more information on what this involved, go to:

[www.stats.govt.nz/topics/using-a-combined-census-model-for-the-2023-census/](https://www.stats.govt.nz/topics/using-a-combined-census-model-for-the-2023-census/).

This summary report provides an overview of results from the census for the Auckland region.

### Population growth

At the 2023 Census there were 1,656,486 usual residents in Auckland, an increase of 84,768 people since the 2018 Census.

This represents a 5.4% increase between 2018 and 2023 (lower than the 11.0% increase between 2013 and 2018). Auckland's growth during that time period is slightly lower than that of New Zealand (6.3% increase).

Auckland represents 33.2% of the New Zealand population, similar to 33.4% at the 2018 Census.



**1,656,486**  
usual residents in 2023

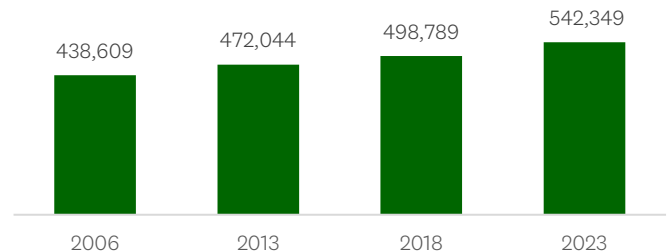
**+84,768 (+5.4%)**  
since the 2018 Census

### Number of dwellings

The census captures the number of occupied and unoccupied private and non-private dwellings. Non-private dwellings (short or long-term communal or transitory type accommodation, e.g. communal staff quarters, hospitals and prisons) are not reported here.

At the 2023 Census, Auckland had a total of 542,349 occupied private dwellings, an increase of 43,560, or 8.7% from 2018. This represents higher growth compared to New Zealand as a whole (7.8% increase).

#### Number of occupied private dwellings



In addition, 24,228 unoccupied (empty) private dwellings were counted.

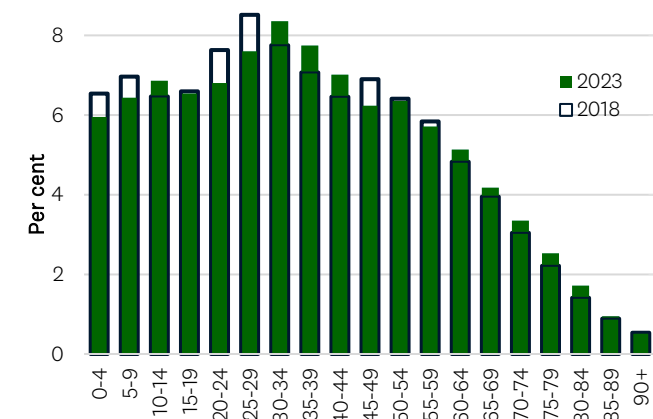
### Home ownership

Three in five (59.5%) dwellings in Auckland were either owned, partly owned, or held in a family trust. This is similar to 2018 (59.4%), and lower compared to New Zealand as a whole (66.0%).

The remaining (40.5%) dwellings were mainly rented. This includes a mix of renting from private or public sector landlords.

## Age structure

Almost one in five (19.2%) of Auckland’s population was under 15, compared to 18.7% in New Zealand. 67.5% were between 15-64, compared to 64.7% in New Zealand. 13.3% were 65 or older, compared to 16.6% in New Zealand.



The median age of Auckland usual residents was 35.9 years, compared with 38.1 years for New Zealand as a whole.

## Māori descent

In 2023, 13.8% of Auckland usual residents stated they were of Māori descent, compared to 19.6% for New Zealand as a whole.

The median age of those of Māori descent was 26.5 years (27.2 for New Zealand).

## Gender identity

The 2023 Census included a question on gender identity. This refers to a person’s social and personal identity as male, female, or another gender, or genders that may be non-binary.

In Auckland, 50.2% identified as female (50.3 in New Zealand), 49.4% identified as male (49.3% in New Zealand) and 0.4% identified as another gender (0.4% in New Zealand).

## Ethnic diversity

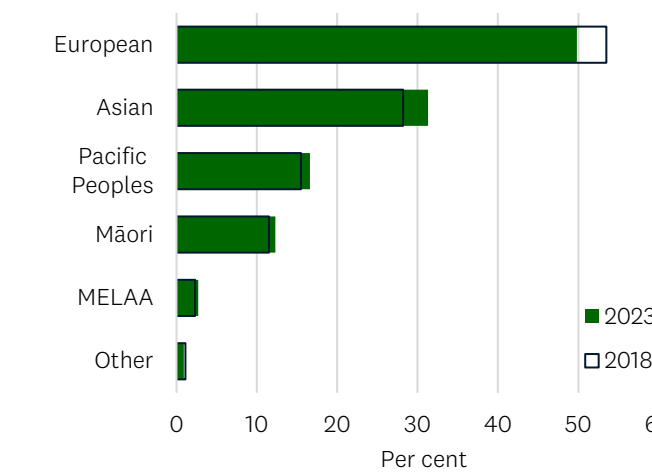
49.8% identified with a European ethnicity (compared to 67.8% of New Zealand).

31.3% identified with an Asian ethnicity (compared to 17.3% of New Zealand).

16.6% identified as Pacific Peoples (compared to 8.9% of New Zealand).


12.3% identified as Māori (compared to 17.8% of New Zealand). The census counted 203,544 Māori usually resident in Auckland. This is an increase of 22,350 people, or 12.3%, since the 2018 Census.

2.7% identified as the broad MELAA (Middle Eastern, Latin American and/or African) group (compared to 1.9% of New Zealand).



People could choose more than one ethnicity and categories are not exclusive. Percentages will add to more than 100.

Auckland had a high growth in Asian population between 2018 and 2023, increasing by 17.1%. This follows on from an increase of 135,444 people (+44.1%) between 2013 and 2018.



**518,178**  
usual residents identified as Asian  
in 2023

**+75,504 (+17.1%)**  
since the 2018 Census

## Further information

This document was prepared in November 2024 by the Social and Economic Research and Evaluation team. For further information please contact us at [census@aucklandcouncil.govt.nz](mailto:census@aucklandcouncil.govt.nz).