


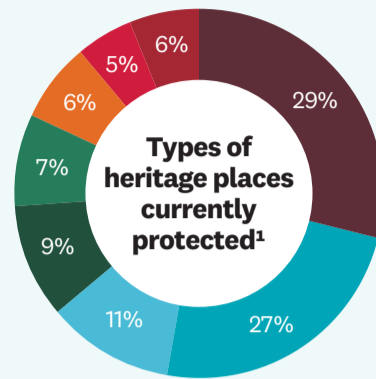
AUCKLAND'S HERITAGE COUNTS 2023

Running since 2018, this [programme](#) aims to highlight the extent and benefits of heritage in Auckland through the collection of statistics and research. Here are some interesting insights for 2023.

Dr David Bade, Specialist – Built Heritage, Auckland Council



2,469 historic heritage places and **18** areas are protected in the [Auckland Unitary Plan](#) and the [Hauraki Gulf Islands District Plan](#).



4 out of 5 Aucklanders live within a **12-minute** walk of a protected heritage place.

1,935 people have signed up to the quarterly Auckland Council [Te Kāhu Heritage Newsletter](#). This is an increase of **20%** since 2017.



105 sites and places of significance to mana whenua protected in the [Auckland Unitary Plan](#).

4 Māori heritage sites are protected in the [Hauraki Gulf Islands District Plan](#).



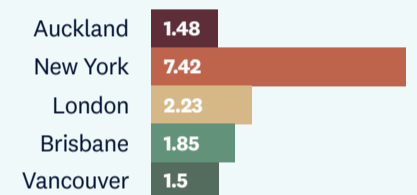
There were **22,376** visits to the [Auckland Heritage website](#) in 2022-23, this has **more than doubled** since 2016/17.

- Residential
- Other structures (e.g. memorials, dams, walls, etc.)
- Māori-origin archaeology
- Churches and other religious buildings
- Commercial
- European-origin archaeology
- Civic/institutional
- Other (including industrial and military places)

¹ This includes protected heritage places in both the Auckland Unitary Plan and the Hauraki Gulf Islands District Plan.

There were **252,761** views of the [Kura Heritage Collections](#) website in 2022-23.

Auckland has **1.48** protected heritage places per **1000** people. This is less than New York City (**7.42**), London (**2.23**) and Brisbane (**1.85**) but similar to Vancouver (**1.5**).



The [Auckland Council Libraries lunchtime Heritage Talks](#) podcast had **3,450** plays in 2022-23.

20% of **domestic tourists** who visited Auckland in 2022-23 associated the city with history and heritage.

99.6% of all resource consents related to historic heritage were granted between 2016 and 2022.

Applicants are encouraged to seek free advice from the Auckland Council Heritage Unit early in the process, and often proposals are modified after lodgement to ensure that positive heritage outcomes are achieved through the resource consent process.

6,606 people follow the [Auckland Heritage Facebook page](#). This is an increase of **84%** since 2018.

35% of **Australian tourists** who visited Auckland in 2022-23 associated the city with history and heritage.²

² Visitor Insights Programme - Market Perceptions (Angus and Associates, 2023).

1,797 people follow [Auckland Heritage Instagram](#). This is an increase of **200%** since 2018.

Between 2013 and 2023 there were over **3.6 million** visits to Auckland Council-owned heritage venues.

There are at least **60** [heritage trails in Auckland](#), showcasing our local heritage.



There are at least **95** heritage societies in Auckland.

Over **3,300** Aucklanders are a member of [Heritage New Zealand Pouhere Taonga](#).

Auckland's heritage attractions have had their visitor numbers bounce back nicely since the COVID-19 lockdowns. [Glenbrook Vintage Railway](#) has increased by **231%** since last year, [Alberton](#) by **146%**, [MOTAT](#) by **131%**, [Auckland Museum](#) by **82%**, [Howick Historical Village](#) by **81%**, [Pah Homestead](#) by **75%** and [Couldrey House](#) by **52%**.

The annual [Auckland Heritage Festival](#) had **164** events in 2022, attracting **23,331** people. **82%** of visitors were satisfied or very satisfied with the events, and **92%** would recommend the festival to others.

See other editions and research on Auckland's heritage [here](#).

