



# 2018 Census results

## Auckland



The 2018 New Zealand Census of Population and Dwellings was held on 6 March 2018.

This is the official count by Stats NZ of how many people and dwellings there are in New Zealand. It provides a snapshot of New Zealand on census day.

This information sheet provides an overview of initial results from the census for Auckland, and background information on the census.

### Population growth

At the 2018 Census there were 1,571,718 usual residents in Auckland, an increase of 156,168 people since the 2013 Census.

This represents a 11.0% increase between 2013 and 2018. Auckland's growth is very similar to that of New Zealand (10.8% increase).

Auckland represents 33.4% of the New Zealand population, unchanged from 33.4% at the 2013 Census.



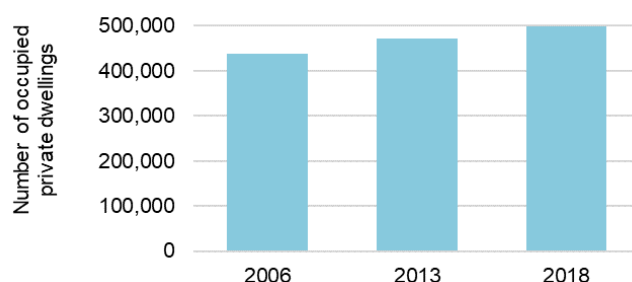
**1,571,718**  
people in 2018  
**+ 156,168** (11.0%)  
Since the 2013 Census

### Number of dwellings

The census captures the number of occupied and unoccupied private and non-private dwellings. Non-private dwellings will not be reported here. (They provide short or long-term communal or transitory type accommodation, e.g. communal staff quarters, hospitals and prisons).

At the 2018 Census, Auckland had a total of 498,789 occupied private dwellings, an increase of 26,745, or 5.7% from 2013. This represents slower growth compared to that of New Zealand (6.6% increase).

In addition, 39,393 unoccupied private dwellings were counted.

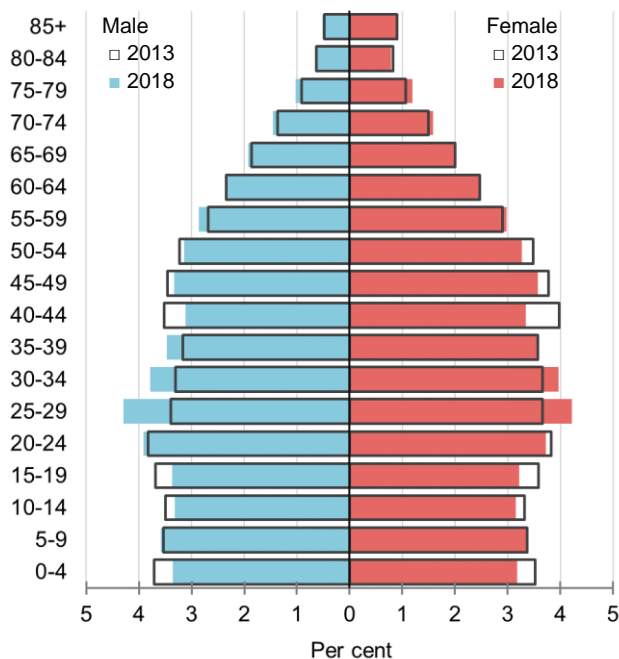


**498,789**  
dwellings in 2018  
**+ 26,745** (5.7%)  
since the 2013 Census

## Auckland age structure

At the 2018 Census 20.0% of Auckland's population was under 15, compared to 19.6% of New Zealand.

12.0% were 65 or older, compared to 15.2% of New Zealand.



At the 2018 Census, the median age in Auckland was 34.7 years, compared with 37.4 years in New Zealand.

Age	Auckland		New Zealand
	Numbers	%	%
0-14	313,845	20.0	19.6
15-64	1,068,708	68.0	65.1
65+	189,177	12.0	15.2

## Data sources

In response to issues with the 2018 Census, Stats NZ has, for the first time, used administrative and other data to help fill gaps caused by response rates that were lower than anticipated. More information on data sources used by variable is available on the Stats NZ website.

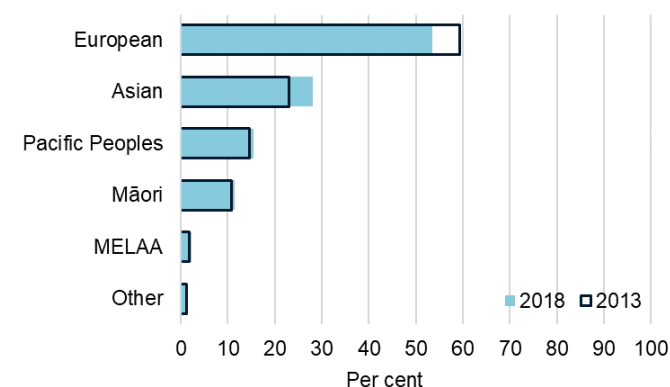
## Ethnic diversity

53.5% identified as European (compared to 70.2% New Zealand).

28.2% identified as Asian ethnicity (compared to 15.1% New Zealand).

15.5% identified as Pacific Peoples (compared to 8.1% New Zealand).

11.5% identified as Māori (compared to 16.5% in New Zealand). 181,194 Māori usually live in Auckland. This is an increase of 38,424 people, or 26.9%, since the 2013 Census.



MELAA refers to Middle Eastern, Latin American and African. People could choose more than one ethnicity and categories are not exclusive. Percentages will add to more than 100.

Auckland had a high growth in Asian population. Since the 2013 Census this ethnic group has increased by 135,444 people, or 44.1%.



**442,674**  
people identify as Asian in 2018  
**+ 135,444 (44.1%)**  
since the 2013 Census

## Further information

For further information on Auckland related census data, please visit our interactive census data mapping site [www.censusauckland.co.nz](http://www.censusauckland.co.nz) or contact the Research and Evaluation Unit at [census@aucklandcouncil.govt.nz](mailto:census@aucklandcouncil.govt.nz)